

Single Turn Potentiometer

Model POL 220

ø 22 mm

5 000 000 Cycles

Conductive plastic



RESENCO
SMARTER SENSING AND CONTROL

Features:

- Bushing mount
- High rotational life (ball bearing available)
- Excellent Linearity
- Non-standard features available
- Different housings and connections

Applications:

- Joy-Sticks
- Valve regulation
- Door and gate automation
- Servosystems



Electrical Characteristics:

Resistance range	: 1kΩ, 5kΩ, 10kΩ
Resistance tolerance	: ± 20%
Electrical angle	: 45°- 340°
Independent linearity	: ± 1%
Power rating	: 0.5W at 40°C
Resolution	: Essentially infinite
max. Wiper-current	: 10mA in case of malfunc.
Max. supply voltage	: $U = \sqrt{P \times R}$
Contact resistance	: max. 10kΩ
Insulation resistance	: 10GΩ bei 500Vdc
Dielectric strength	: 1000Vac
Temperature coefficient	: ± 600 ppm/°C
Temperature coefficient of voltage divider	: ± 20 ppm/°C

Mechanical Characteristics:

Mechanical Rotational life:	5 000 000 Cycles
Mechanical angle	: Continuous and with stops
Protection rating	: IP 65
Torque	: 0.7 cNm

Environmental Characteristics:

Storage temperature:	: -40°C ÷ +105°C
Operating temperature	: -25°C ÷ +85°C
Climatic rating	: 25/085/56
Vibration	: 10G
Shock	: 50G

Material:

Housing	: Anodized aluminium
Shaft	: Stainless steel
Connections	: brass gold plated

Single Turn Potentiometer

Model POL 220

∅ 22 mm

5 000 000 Cycles

Conductive plastic

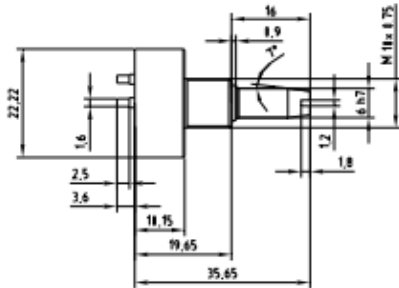


RESENZO

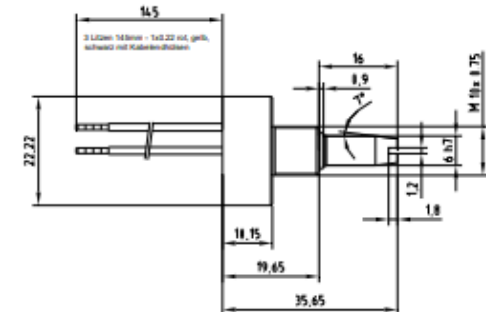
SMARTER SENSING AND CONTROL

Standard Potentiometers:

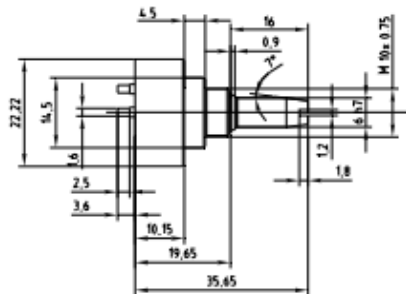
POL 220 M - PL



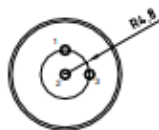
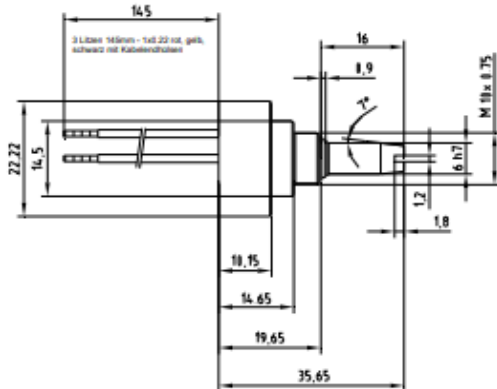
POL 220 M - LI



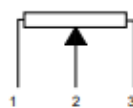
POL 220 MA - PL



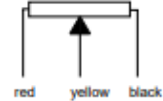
POL 220 MA - LI



Connecting diagram



Connecting diagram



POL 220= Potentiometer Standard

Shaft length in 1/10mm
16 mm standard

GL=Slider
KL= Ball bearings

P O L 2 2 0 M - P L - 1 0 0 k - 1 6 0 - 3 2 0 - D D B - G L

L= Conductive plastic

M= Thread M10 Shaft 6mm
U=Thread 3/8" Shaft 6.35mm

A = Flansch 14.5mm
F = Flansch 10.3mm

Resistance
1, 5, 10 kohm
Others on demand

PL= Axial print
KL= Head pin
LI= Wires 145mm
KA= Cable
FB= Flat cable
KS= Cable with connector

El. angle
320° und 340° others
on demand

DDB= Continuous
ANS= mech. Stopp at 320°

Specifications are subject to change without notice